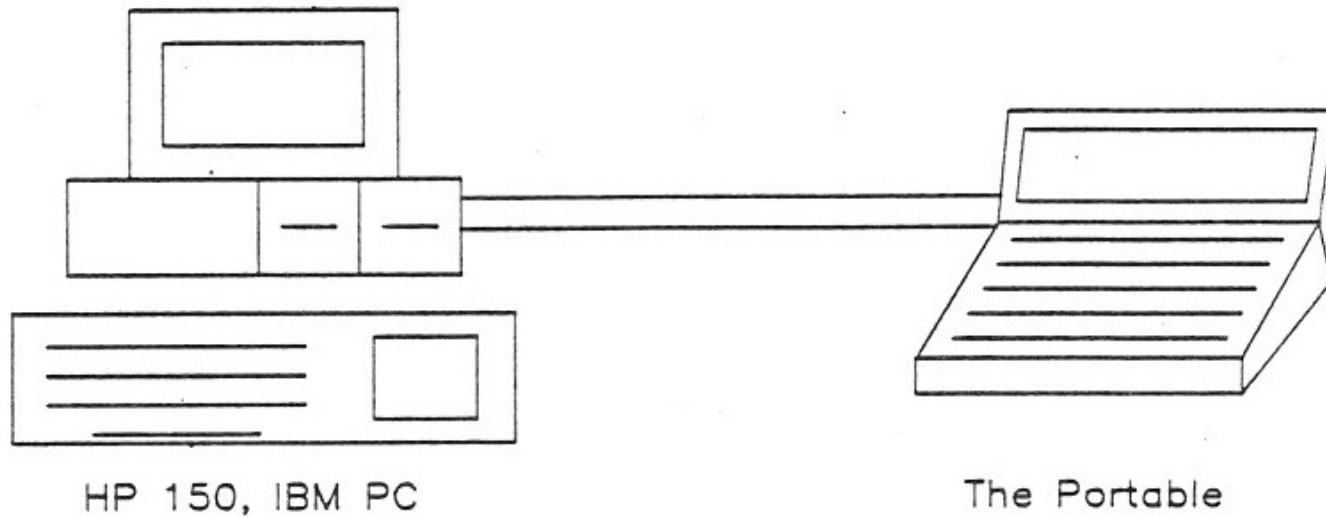


THE PORTABLE

PORTABLE
DESKTOP
LINK
(PDL)

WHAT IS IT?

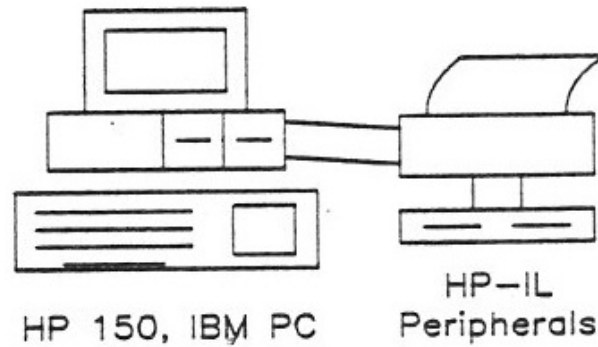
A File Transfer/Disc Sharing Utility



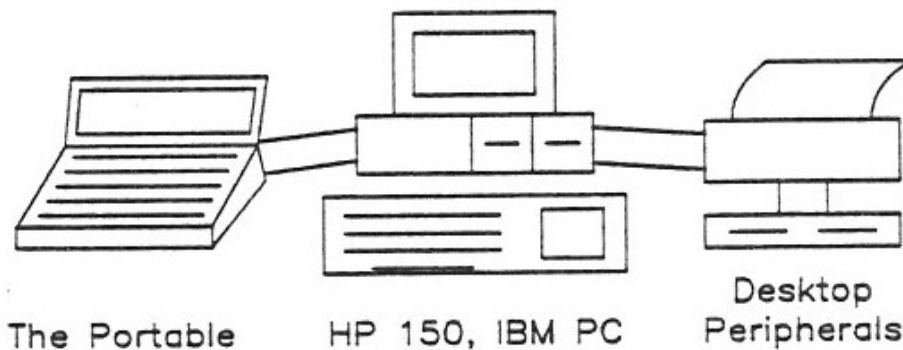
- Makes desktop's discs available to The Portable.
- Makes The Portable discs available to desktops.

WHAT IS IT?

A Peripheral Sharing Utility



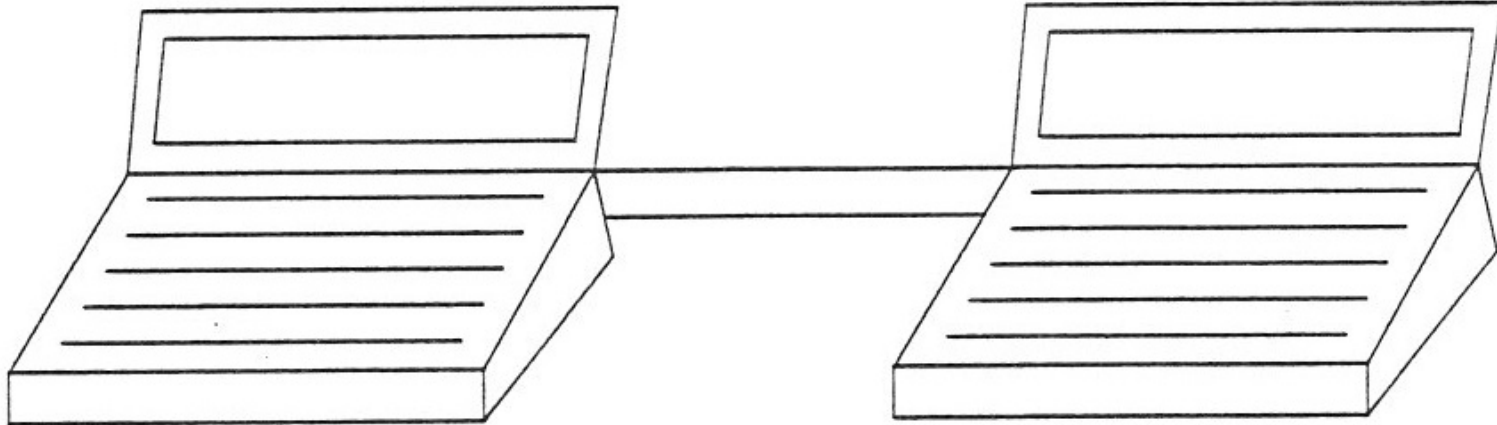
- Allows desktops to use HP-IL peripherals.



- Allows The Portable to use peripherals attached to desktop.

WHAT IS IT?

The Portable Information Sharing Utility



- Allows file sharing by The Portables via HP-IL.

WHAT YOU GET

- HP-IL interface for the IBM PC (P/N 82973A)
 - An HP-IL interface card
 - HP-IL installable device driver
 - HP LINK program
 - Manual

- Extended I/O accessory (P/N 45643A)
 - Same as above
 - Plus Centronics type parallel interface

INSTALLATION

Desktop as Controller of HP-IL Peripherals

1. Install HP-IL interface in desktop.
2. Copy HPIL.SYS to boot disc.
3. Create CONFIG.SYS on desktop containing

DEVICE=HPIL.SYS

4. Re-boot the desktop.

INSTALLATION

Desktop as Peripheral of The Portable

1. Boot desktop *without*
DEVICE=HPIL.SYS
in the CONFIG.SYS file.
2. Put PDL disc in A: and type
HPLINK
3. On The Portable, set
External Disc Drives:
in System Config menu; then exit menu.
4. Type
DIR C:
and it will read the desktop's A: drive.

PRACTICUM

Install the HP-IL interface in a
desktop PC and use the PC's discs
from The Portable.

USING THE PORTABLE AS DISCS FOR DESKTOP

1. On The Portable, type

HPLINK

(It's in ROM.)

2. Boot desktop (with disc with HPIL.SYS).

3. Use The Portable as disc from desktop. Try

DIR C:

PORTABLE TO PORTABLE

1. Connect two Portable's via HP-IL.

2. On one, type

HPLINK

3. On the other, set

External Disc Drives:

4. Now read from drives C: and D: on the other Portable.

USING A DESKTOP'S PRINTER FROM THE PORTABLE

1. On the desktop, run HP LINK and select option
3) Printer

2. On The Portable, set

Printer Interface:

Now all Portable printer output goes to the
desktop printer.

USING HP-IL PERIPHERALS FROM A DESKTOP

MS-DOS uses device names to talk to hardware on the system. HPIL.SYS defines these device names:

HPILPRN:	HP-IL printer
HPILPLT:	HP-IL 7470 plotter
B:, C:, D:, ...	Additional HP-IL discs or 82161A cassette.

USING HP-IL PERIPHERALS FROM A DESKTOP

Connect an HP-IL printer and
HP-IL disc drive to the IBM PC
and use them.

PDL AND THE IBM PC AT

- It works, sorta. We support it, not at all!
- Can destroy all information on AT's hard disc.
- Safest way to use it is with the AT as the controller.
- Problem caused by MS-DOS 3.XX and 12-versus 16-bit FAT entries.